



Universal 2G 3G 4G Indoor Cell Repeater Cell Signal Booster With N Female Connector

Our Product Introduction

for more products please visit us on signals-booster.com

Basic Information

- Place of Origin: Guangdong, China
- Brand Name: JIAYI
- Certification: ul/FCC ID/UKCA/ ISED-Category I CE-RED(ELECTRIC)
- Model Number: JY816
- Minimum Order Quantity: 2
- Packaging Details: 34*24*22
- Delivery Time: 5-7 work days
- Payment Terms: L/C, D/A, D/P, T/T, Western Union, MoneyGram
- Supply Ability: 99999



Product Specification

- Highlight: 4g indoor cell repeater,
universal cell signal booster,
universal indoor cell repeater

Our Product Introduction

Product Description

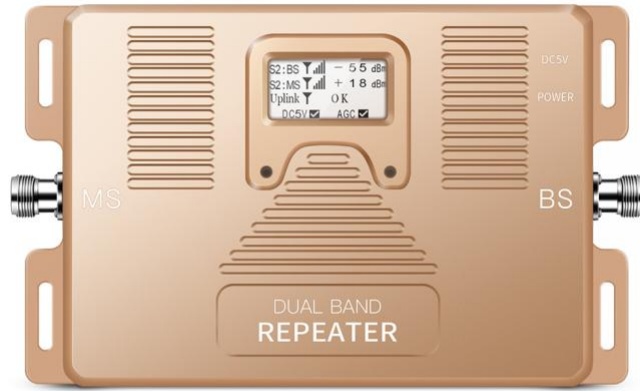
Powerful DCS 1800MHz Cellular Signal Booster 2G/4G Phone Repeater

Customized Frequency Mobile Signal Repeater Whole Kit For GSM Network

Product Features

Full Band Coverage: Compatible with 2G, 3G, 4G, and 5G signals from all carriers, suitable for various mobile devices, and comprehensively enhancing signal quality.

High-Efficiency Signal Boosting: Utilizing the latest signal enhancement technology, it effectively covers an area of 2000 square feet, ensuring strong signal coverage whether at home, in the office, or in the basement.



Re

- 1,High speed digital ALC system.
- 2,LCD Large screen display input/output real signal strength.
- 3,Uplink automatic shut off when device detected self-excitation.
- 4,Uplink noise elimination will not interference base station.
- 5,Small size, light weight, good looking, high gain, low power loss.
- 6,The signal booster has a brand patent protect
- 7,Custom frequencies from single frequency to five frequency are available

Specification

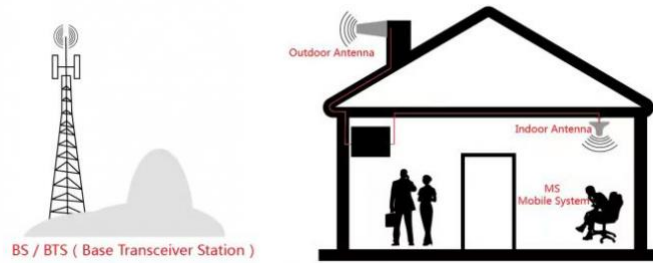
SPECIFICATIONS PARAMETERS

850/1800Mhz 850/2100Mhz 850/AWS 800/900Mhz 850/1900Mhz
 824-849/1710-1785Mhz 824-849/1920-1980Mhz 824-849/1710-1755Mhz 832-862/890-915Mhz 824-849/1850-1910Mhz
 Frequency Range 869-894/1805-1880Mhz 869-894/2110-2170Mhz 869-894/2110-2155Mhz 791-821/935-960Mhz 869-894/1930-1990Mhz
 (Customers to Choose) 800/1800Mhz 900/1800Mhz 900/2100Mhz 1800/2100Mhz 800/2100Mhz
 832-862/1710-1785Mhz 890-915/1710-1785Mhz 890-915/1920-1980Mhz 1710-1785/1920-1980Mhz 832-862/1920-1980Mhz
 791-821/1805-1880Mhz 935-960/1805-1880Mhz 935-960/2110-2170Mhz 1805-1880/2110-2170Mhz 791-821/2110-2170Mhz
 Gain ≥ 70 dB
 Automatic gain control (Step Attenuation) 31dB @1dB/Step
 MGC(Step Attenuation) 25dB @1dB/Ster
 Auto Gain Control 20dB Mir
 Output Power 22dBm
 ≤ -15 dBm/30kHz
 Spurious Emission 9kHz~1GHz: ≤ -36 dBm/30kHz
 1GHz~12.75GHz: ≤ -30 dBm/30kHz
 Inter-Modulation Attenuation ACPR ≤ -38 dBc/30kHz(measured under rated output power)
 In-band Ripple ≤ 5 dB
 VSWR ≤ 2
 /O Impedance 50 Ω
 Noise Figure ≤ 5 dB
 System Delay $\leq 5\mu$ s
 RF Connector(Customers to Choose) N-Type (Female)
 Operating Temperature Operation:-10°C~+55°C/Storage:-20°C~+60°C
 Power Supply AC110~220V $\pm 20\%$,50/60Hz,DC5V/2A power adapter
 Dimensions 225*140*32(mm)
 Package size 280*215*85mm
 Weight ≤ 1.5 kg


Instructions

Installation Method:

1. Find the strongest direction and position of the received signal for mobiles at the top or the periphery of the building, as the location for installing the outdoor antenna, pay attention that the location should be paid to lightning protection. The installation height should not be higher than the lightning protection network of the building. If it is higher than the lightning protection network. If it is necessary, install a lightning rod 1 meter above the outdoor antenna and ground it well.
2. After selecting the appropriate location, fix the outdoor antenna to the wall or bracket.
3. Select an appropriate location in the relevant indoor location (close to the power supply and the outdoor antenna end, rain-proof, sunshine-proof and ventilation is best location) install indoor straight machine, and fixed to the wall or bracket.
4. Lead the outdoor antenna to the 'BTS' (outdoor) interface, and the connection between the outdoor antenna and the amplifier is completed.
5. After defining the indoor antenna installation position, fix the antenna.
6. The indoor antenna connected to the amplifier, one port connecting to the indoor antenna interface, and the other port connecting to the repeater's 'MOBILE' (indoor) port.



WHERE TO USE



Package Contents

Mobile Signal Booster Unit x 1
 Outdoor Antenna x 1
 Indoor Antenna x 1
 Coaxial Cable x 2
 Power Adapter x 1
 Installation Guide x 1

 **Shenzhen Jiayi Technology Co., Ltd.**

 +86 18825260857  18825260857@163.com  signals-booster.com

Factory Building 407, Building B, No. 41, Lixin Road, Danzhutou Community, Nanwan Street, Longgang District,
 Shenzhen City, Guangdong Province, PR China Zip 518000