



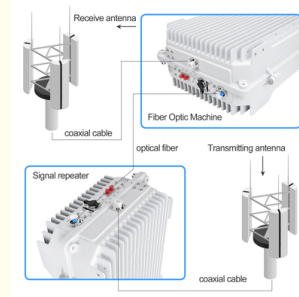
94dB WCDMA Amplifier In Optical Fiber Communication 2100MHZ Signal Booster

Our Product Introduction

for more products please visit us on signals-booster.com

Basic Information

- Place of Origin: GUANGDONG
- Brand Name: GREEMBLT
- Model Number: JY825-10W-40dbm
- Price: \$571.20/pieces 1-9 pieces
- Packaging Details: Normal Carton Package
- Supply Ability: 1000 Set/Sets per Week



Product Specification

- Type: Universal
- Network: 4g, 3G, 2G, GSM DCS WCDMA 2G 3G 4G
- Product Name: Optical Fiber Signal Repeater
- Mobile Signal Booster: Optical Fiber Signal Repeater
- Function: Signal Extender
- Gain-dBi: 94dB±1.5dB
- Max Output Power: 40dBm±1.5dB
- Optical Power (Jbm): 9
- Coverage: 4000sqm
- Operating Temperature: -20 ~55 ;
- Package Size: 420*400*300mm
- Highlight: 94dB WCDMA Amplifier,
94dB Amplifier In Optical Fiber Communication,
WCDMA 2100MHZ Signal Booster

Product Description


WCDMA Amplifier In Optical Fiber Communication 2100MHZ Signal Booster

Product Description

Product Features

Full Band Coverage: Compatible with 2G, 3G, 4G, and 5G signals from all carriers, suitable for various mobile devices, and comprehensively enhancing signal quality.

High-Efficiency Signal Boosting: Utilizing the latest signal enhancement technology, it effectively covers an area of 2000 square feet, ensuring strong signal coverage whether at home, in the office, or in the basement.



Our Product Introduction



- 1,High speed digital ALC system.
- 2,LCD Large screen display input/output real signal strength.
- 3,Uplink automatic shut off when device detected self-excitation.
- 4,Uplink noise elimination will not interference base station.
- 5,Small size, light weight, good looking, high gain, low power loss.
- 6,The signal booster has a brand patent protect
- 7,Custom frequencies from single frequency to five frequency are available

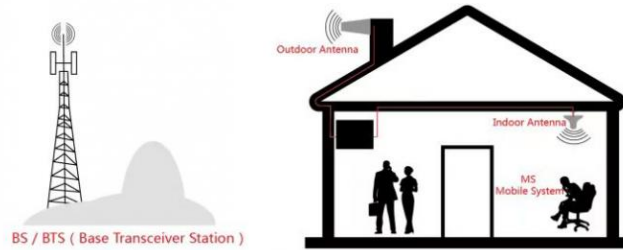
Specification

Model	JY825	
Parameters of the project	Index requirements	
Frequency Range	Uplink	Downlink
700MHz	699-716MHz	729-726MHz
850MHz	824-849MHz	869-894MHz
900MHz	832-862MHz	791-821MHz
900MHz	880-915MHz	925-960MHz
1700MHz	1710-1755MHz	2100-2155MHz
1800MHz	1710-1785MHz	1805-1880MHz
1900MHz	1850-1910MHz	1930-1990MHz
2100MHz	1920-1980MHz	2110-2170MHz
2600MHz	2500-2570MHz	2620-2690MHz
2300MHz	2300MHz	2400MHz
2500Mhz	2495MHz	2695MHz
3500MHZ	3300MHz	4200MHz
In-band intermodulation attenuation out-of-band (off-frequency)	S-36dBc/30Kz	
	9KHz-1GHz<-36dBm/100kHz	
CSM/DCS	Strip edge 2.5y outside	1GHz-12. 75GHz<-33dBm/I
Out-of-band inhibition of AB	2.5 MI f_offset < s < 5 Mz	> 40
	5 Mz Sf offset	> 60
Maximum permissible input level (dBm)	10	10
Standing wave ratio of input and output voltage	S1.5	
Time delay (us)	< 5	
Time delay adjustment range (US)	> 100	
Optical power (JBm)	9	
Light Receiving Sensitivity (DBM)	20	
Light transmission distance (km)	> 20	
Power supply	Near and far end machine: AC220V±20%,50± 511Z	
Size (mm)	Air coupling type proximal, distal: 460x380x180	
Weight (kg)	Coupled near end and far end machines: <20	
Monitor the way	RJ-45	
The work environment	1, working environment temperature :-20 ~55 ;	
	2, working environment humidity: 15% ~ 95%	
	3 pressure: 70-106KP:	
	4, protection level: waterproof and dustproof performance in line with the 1P65 standard	


Installation

Installation Method:

1. Find the strongest direction and position of the received signal for mobiles at the top or the periphery of the building, as the location for installing the outdoor antenna, pay attention that the location should be paid to lightning protection. The installation height should not be higher than the lightning protection network of the building. If it is higher than the lightning protection network. If it is necessary, install a lightning rod 1 meter above the outdoor antenna and ground it well.
2. After selecting the appropriate location, fix the outdoor antenna to the wall or bracket.
3. Select an appropriate location in the relevant indoor location (close to the power supply and the outdoor antenna end, rain-proof, sunshine-proof and ventilation is best location) install indoor straight machine, and fixed to the wall or bracket.
4. Lead the outdoor antenna to the 'BTS' (outdoor) interface, and the connection between the outdoor antenna and the amplifier is completed.
5. After defining the indoor antenna installation position, fix the antenna.
6. The indoor antenna connected to the amplifier, one port connecting to the indoor antenna interface, and the other port connecting to the repeater's 'MOBILE' (indoor) port.



WHERE TO USE



Greemblt **Shenzhen Jiayi Technology Co., Ltd.**

+86 18825260857

18825260857@163.com

signals-booster.com

Factory Building 407, Building B, No. 41, Lixin Road, Danzhutou Community, Nanwan Street, Longgang District, Shenzhen City, Guangdong Province, PR China Zip 518000