



High Gain Tri Band Signal Booster GSM900 Mobile Tri Band Repeater

Our Product Introduction

for more products please visit us on signals-booster.com

Basic Information

- Place of Origin: Guangdong, China
- Brand Name: JIAYI
- Certification: ul/FCC ID/UKCA/ ISED-Category I CE-RED(ELECTRIC)
- Model Number: JY811
- Minimum Order Quantity: 2
- Packaging Details: 34*24*22
- Delivery Time: 5-7 work days
- Payment Terms: L/C, D/A, D/P, T/T, Western Union, MoneyGram
- Supply Ability: 99999



Product Specification

- Highlight: High Gain Tri Band Signal Booster, Tri Band Signal Booster GSM900, GSM900 Mobile Tri Band Repeater

Product Description

High Gain High Power Tri Band GSM900 Mobile Phone Mobile Network Signal Booster/Repeater/Amplifier

Product Description

Product Features

Full Band Coverage: Compatible with 2G, 3G, 4G, and 5G signals from all carriers, suitable for various mobile devices, and comprehensively enhancing signal quality.

High-Efficiency Signal Boosting: Utilizing the latest signal enhancement technology, it effectively covers an area of 2000 square feet, ensuring strong signal coverage whether at home, in the office, or in the basement.

Our Product Introduction

for more products please visit us on signals-boosters.com



(1) Applicable to family, office space, hotels, large buildings bottom and other indoor places.

- (2)Effectively reduce mobile phone radiation on the human body
- (3)Convenient installation, can do based on the specific applications of flexible configuration.
- (4)Casting integration, fully enclosed shell, beautiful and durable
- (5)Using advanced digital filter,High end chip,Stable and efficient
- (6)Product environmental protection, small volume, low cost.
- (7)ALC -Automatic Level Control function.

Specification

Model	UY811	
Frequency Range	Uplink	Downlink
900MHz	880-915MHz	925-960MHz
Max. Gain	75dB ±1.5dB	80dB±1.5dB
Max. Output Power	25dBm±1.5dB	27dBm±1.5dB
Band width	Wide Band	
Manual Gain Control	31dB,1dB step	
ALC	>25dB	
Ripple in Band	≤ 8dB	
Noise Figure	≤ 6dB	
VSWR	≤ 2.0	
RF Connector	N-Female	
Time Delay	≤ 1.5 μs	
Frequency stability	≤ 0.01ppm	
MTBF	> 50000 hours	
Impedance	50 ohm	
Power Supply	AC 90-264V or 100-240V,DC 10V or 12V,50/60Hz	
Humidity	< 90%	
Operating Temperature	-10°C ~ +55°C	
Environment Conditions	IP40	
Installation Type	Wall Installation	
Product Size	285*260*58mm	
Package Size	450*310**85mm	
BTS	interface for receiving antennas	
MS	transmitting antenna interface	

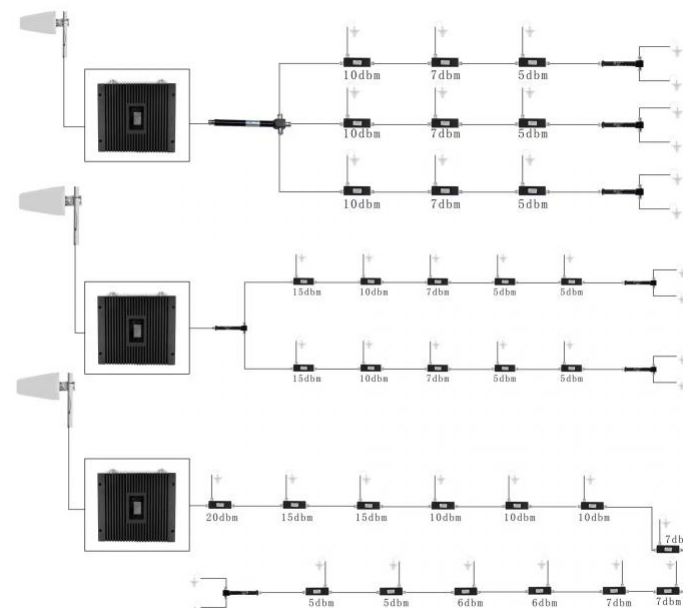
Disply screen operation

1. The upper and down arrow buttons can adjust to check the strength of different network signals.
2. Language: Chinese, long press button for 3 seconds, can adjust both in Chinese or English.
3. Language: Chinese, press up and down keys for 3 seconds.Different network systems can be set up.
4. When the screen display signal is weak, press up or down twice to indicate the problem solution.


Instructions

Installation Method:

1. Find the strongest direction and position of the received signal for mobiles at the top or the periphery of the building, as the location for installing the outdoor antenna, pay attention that the location should be paid to lightning protection. The installation height should not be higher than the lightning protection network of the building. If it is higher than the lightning protection network. If it is necessary, install a lightning rod 1 meter above the outdoor antenna and ground it well.
2. After selecting the appropriate location, fix the outdoor antenna to the wall or bracket.
3. Select an appropriate location in the relevant indoor location (close to the power supply and the outdoor antenna end, rain-proof, sunshine-proof and ventilation is best location) install indoor straight machine, and fixed to the wall or bracket.
4. Lead the outdoor antenna to the 'BTS' (outdoor) interface, and the connection between the outdoor antenna and the amplifier is completed.
5. After defining the indoor antenna installation position, fix the antenna.
6. The indoor antenna connected to the amplifier, one port connecting to the indoor antenna interface, and the other port connecting to the repeater's 'MOBILE' (indoor) port.




WHERE TO USE



Package Contents

Mobile Signal Booster Unit x 1
Outdoor Antenna x 1
Indoor Antenna x 4
Coaxial Cable x 2
Power Adapter x 1
Installation Guide x 1
separator x 1

 **Shenzhen Jiayi Technology Co., Ltd.**

+86 18825260857

18825260857@163.com

signals-booster.com

Factory Building 407, Building B, No. 41, Lixin Road, Danzhutou Community, Nanwan Street, Longgang District,
Shenzhen City, Guangdong Province, PR China Zip 518000