



## Superpower High Gain High Power GSM900 1800 2100Mhz 2 3 4G Mobile Phone Mobile Network Signal Booster Repeater Amplifier

Our Product Introduction

for more products please visit us on [signals-booster.com](http://signals-booster.com)

### Basic Information

- Place of Origin: Guangdong, China
- Brand Name: JIAYI
- Certification: ul/FCC ID/UKCA/ ISED-Category I CE-RED(ELECTRIC)
- Model Number: JY825
- Minimum Order Quantity: 2
- Packaging Details: 34\*24\*22
- Delivery Time: 5-7 work days
- Payment Terms: L/C, D/A, D/P, T/T, Western Union, MoneyGram
- Supply Ability: 99999



### Product Specification

- Highlight: gsm900 mobile network signal booster, gsm900 signal booster repeater amplifier, 1800 mobile network signal booster

### Product Description

#### Product Description

### Product Features

**Full Band Coverage:** Compatible with 2G, 3G, 4G, and 5G signals from all carriers, suitable for various mobile devices, and comprehensively enhancing signal quality.

**High-Efficiency Signal Boosting:** Utilizing the latest signal enhancement technology, it effectively covers an area of 2000 square feet, ensuring strong signal coverage whether at home, in the office, or in the basement.



Re

1. Receiving antenna: The BTS end is used to connect the receiving antenna.
2. Power: 24V power supply is connected here.
3. About the signal light

## Specification

Model	JY825	
Parameters of the project	Index requirements	
Frequency Range	Uplink	Downlink
700MHz	699-716MHz	729-726MHz
850MHz	824-849MHz	869-894MHz
800MHz	832-862MHz	791-821MHz
900MHz	880-915MHz	925-960MHz
1700MHz	1710-1755MHz	2100-2155MHz
1800MHz	1710-1785MHz	1805-1880MHz
1900MHz	1850-1910MHz	1930-1990MHz
2100MHz	1920-1980MHz	2110-2170MHz
2600MHz	2500-2570MHz	2620-2690MHz
2300MHz	2300MHz	2400MHz
2500MHz	2495MHz	2695MHz
3500MHz	3300MHz	4200MHz
In-band intermodulation attenuation out-of-band (off-frequency)	S-36dBc/30Kz 9KHz-1GHz<-36dBm/100kHz	
CSM/DCS	Strip edge 2.5y outside	1GHz-12.75GHz<-33dBm/1M2
Out-of-band inhibition of AB	2.5 Ml f_offset < s < 5 Mz	> 40
	5 Mz Sf offset	> 60
Maximum permissible input level (dBm)	10	10
Standing wave ratio of input and output voltage	S1.5	
Time delay (us)	< 5	
Time delay adjustment range (US)	> 100	
Optical power (JBm)	9	
Light Receiving Sensitivity (DBM)	20	

Light transmission distance (km)	> 20
Power supply	Near and far end machine: AC220V±20%,50± 511Z
Size (mm)	Air coupling type proximal, distal: 460×380×180
Weight (kg)	Coupled near end and far end machines: <20
Monitor the way	RJ-45
The work environment	1, working environment temperature :20 ~55 ; 2, working environment humidity: 15% ~ 95% 3 pressure: 70-106KP: 4, protection level: waterproof and dustproof performance in line with the 1P65 standard

(1)LA: No light alarm, generally will not alarm, unless the laser does not emit light.

(2)PWR: power indicator ----- Internal power indicator of the module

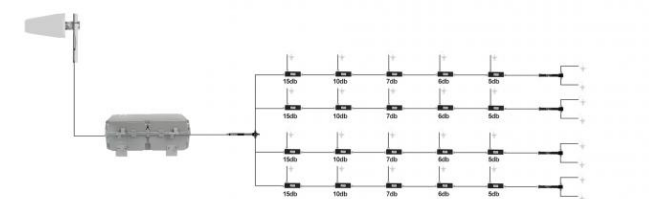
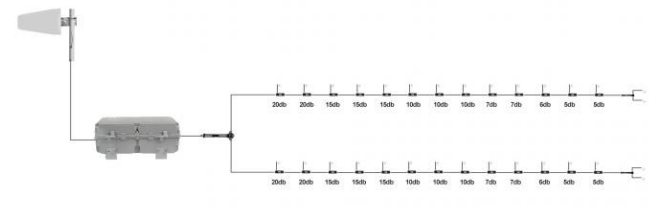
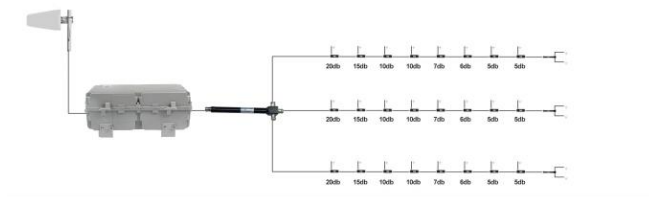
(3)PA: receives no light alarm ----- An alarm is generated when no optical signal is received

(4)PA: There are two types of alarms


## Instructions

### Installation Method:

1. Find the strongest direction and position of the received signal for mobiles at the top or the periphery of the building, as the location for installing the outdoor antenna, pay attention that the location should be paid to lightning protection. The installation height should not be higher than the lightning protection network of the building. If it is higher than the lightning protection network. If it is necessary, install a lightning rod 1 meter above the outdoor antenna and ground it well.
2. After selecting the appropriate location, fix the outdoor antenna to the wall or bracket.
3. Select an appropriate location in the relevant indoor location (close to the power supply and the outdoor antenna end, rain-proof, sunshine-proof and ventilation is best location) install indoor straight machine, and fixed to the wall or bracket.
4. Lead the outdoor antenna to the 'BTS' (outdoor) interface, and the connection between the outdoor antenna and the amplifier is completed.
5. After defining the indoor antenna installation position, fix the antenna.
6. The indoor antenna connected to the amplifier, one port connecting to the indoor antenna interface, and the other port connecting to the repeater's 'MOBILE' (indoor) port.




# WHERE TO USE



## Package Contents

Mobile Signal Booster Unit x 1  
Outdoor Antenna x 1  
Indoor Antenna x 1  
Coaxial Cable x 2  
Power Adapter x 1  
Installation Guide x 1  
separator x 1

 **Shenzhen Jiayi Technology Co., Ltd.**

+86 18825260857

18825260857@163.com

signals-booster.com

Factory Building 407, Building B, No. 41, Lixin Road, Danzhutou Community, Nanwan Street, Longgang District,  
Shenzhen City, Guangdong Province, PR China Zip 518000