



## Tri Band GSM900 1800 2100Mhz Mobile Network Signal Booster Repeater Amplifier

Our Product Introduction

for more products please visit us on [signals-booster.com](http://signals-booster.com)

### Basic Information

- Place of Origin: Guangdong, China
- Brand Name: JIAYI
- Certification: ul/FCC ID/UKCA/ ISED-Category I CE-RED(ELECTRIC)
- Model Number: JY811
- Minimum Order Quantity: 2
- Packaging Details: 34\*24\*22
- Delivery Time: 5-7 work days
- Payment Terms: L/C, D/A, D/P, T/T, Western Union, MoneyGram
- Supply Ability: 99999



### Product Specification

- Highlight: 2100mhz mobile network signal booster, gsm900 mobile network signal booster, gsm900 signal booster repeater amplifier

### Product Description

High Gain High Power Tri Band GSM900 1800 2100 Mhz 2 3 4G Mobile Phone Mobile Network Signal Booster/Repeater/Amplifier

*Product Description*

### Product Features

**Full Band Coverage:** Compatible with 2G, 3G, 4G, and 5G signals from all carriers, suitable for various mobile devices, and comprehensively enhancing signal quality.  
**High-Efficiency Signal Boosting:** Utilizing the latest signal enhancement technology, it effectively covers an area of 2000 square feet, ensuring strong signal coverage whether at home, in the office, or in the basement.

Our Product Introduction



(1) Applicable to family, office space, hotels, large buildings bottom and other indoor places.

- (2)Effectively reduce mobile phone radiation on the human body  
 (3)Convenient installation, can do based on the specific applications of flexible configuration.  
 (4)Casting integration, fully enclosed shell, beautiful and durable  
 (5)Using advanced digital filter,High end chip,Stable and efficient  
 (6)Product environmental protection, small volume, low cost.  
 (7)ALC -Automatic Level Control function.

## Specification

Model	UY811	
Frequency Range	Uplink	Downlink
700MHz	699-716MHz	729-726MHz
850MHz	824-849MHz	869-894MHz
800MHz	832-862MHz	791-821MHz
900MHz	880-915MHz	925-960MHz
1700MHz	1710-1755MHz	2100-2155MHz
1800MHz	1710-1785MHz	1805-1880MHz
1900MHz	1850-1910MHz	1930-1990MHz
2100MHz	1920-1980MHz	2110-2170MHz
2600MHz	2500-2570MHz	2620-2690MHz
2300MHz	2300MHz	2400MHz
2500MHz	2495MHz	2695MHz
3500MHz	3300MHz	4200MHz
Max. Gain	75dB $\pm$ 1.5dB	80dB $\pm$ 1.5dB
Max. Output Power	25dBm $\pm$ 1.5dB	27dBm $\pm$ 1.5dB
Band width	Wide Band	
Manual Gain Control	31dB,1dB step	
ALC	>25dB	
Ripple in Band	$\leq$ 8dB	
Noise Figure	$\leq$ 6dB	
VSWR	$\leq$ 2.0	
RF Connector	N-Female	
Time Delay	$\leq$ 1.5 $\mu$ s	
Frequency stability	$\leq$ 0.01ppm	
MTBF	> 50000 hours	
Impedance	50 ohm	
Power Supply	AC 90-264V or 100-240V,DC 10V or 12V,50/60Hz	
Humidity	< 90%	
Operating Temperature	-10°C ~ +55°C	
Environment Conditions	IP40	
Installation Type	Wall Installation	
Product Size	285*260*58mm	
Package Size	450*310*85mm	
BTS	interface for receiving antennas	
MS	transmitting antenna interface	

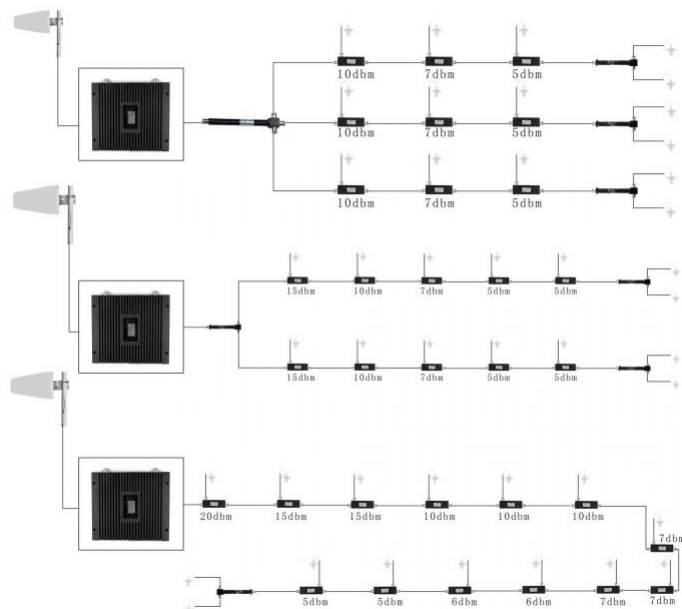
### Display screen operation

1. The upper and down arrow buttons can adjust to check the strength of different network signals.
2. Language: Chinese, long press button for 3 seconds, can adjust both in Chinese or English.
3. Language: Chinese, press up and down keys for 3 seconds.Different network systems can be set up.
4. When the screen display signal is weak, press up or down twice to indicate the problem solution.


### Instructions

#### Installation Method:

1. Find the strongest direction and position of the received signal for mobiles at the top or the periphery of the building, as the location for installing the outdoor antenna, pay attention that the location should be paid to lightning protection.  
The installation height should not be higher than the lightning protection network of the building. If it is higher than the lightning protection network. If it is necessary, install a lightning rod 1 meter above the outdoor antenna and ground it well.
2. After selecting the appropriate location, fix the outdoor antenna to the wall or bracket.
3. Select an appropriate location in the relevant indoor location (close to the power supply and the outdoor antenna end, rain-proof, sunshine-proof and ventilation is best location) install indoor straight machine, and fixed to the wall or bracket.
4. Lead the outdoor antenna to the 'BTS' (outdoor) interface, and the connection between the outdoor antenna and the amplifier is completed.
5. After defining the indoor antenna installation position, fix the antenna.
6. The indoor antenna connected to the amplifier, one port connecting to the indoor antenna interface, and the other port connecting to the repeater's 'MOBILE' (indoor) port.




## WHERE TO USE



### Package Contents

Mobile Signal Booster Unit x 1  
 Outdoor Antenna x 1  
 Indoor Antenna x 4  
 Coaxial Cable x 2  
 Power Adapter x 1  
 Installation Guide x 1  
 separator x 1

 **Shenzhen Jiayi Technology Co., Ltd.**

+86 18825260857

18825260857@163.com

signals-booster.com

Factory Building 407, Building B, No. 41, Lixin Road, Danzhotou Community, Nanwan Street, Longgang District, Shenzhen City, Guangdong Province, PR China Zip 518000