



## 5G 4G GSM Repeater 850MHz 1700MHz Cell Phone Signal Booster For Home

Our Product Introduction

for more products please visit us on [signals-booster.com](http://signals-booster.com)

### Basic Information

- Place of Origin: China
- Brand Name: JIAYI
- Certification: CCC
- Model Number: JY816s
- Price: \$102.00/sets 1-9 sets
- Packaging Details: Normal packing





### Product Specification

- Type: 3g Signal Booster
- Network: 4g, GSM, 3G
- Product Name: Mobile Repeater
- Frequency: 850/1900MHz
- Function: Signal Extender
- Output Power: 17-23dBm
- Gain: 70dB
- Application: Home Office Farm Hotel Ship
- Warranty: 2 Years
- Coverage Area: 350 Square Meters
- Size: 34\*28\*24cm
- Highlight: **5G 4G GSM Repeater 850MHz, 1700MHz Cell Phone Signal Booster, Cell Phone Signal Booster For Home**




### More Images



## Product Description

Home Office Signal Booster 5G 4G GSM Repeater 850MHz 1700MHz Portable 34\*28\*24cm

## Products Description



## Specification

Item	Specifications
Booster	Smart Dual Band Signal Booster
Power	Adapter AC100-240V input, DC 5V output
Outdoor antenna	800-2500mHz
Indoor antenna	800-2500mHz
Outdoor antenna Cable	20/15 meters
Indoor antenna Cable	5 meters
User Manual	Color Brochure
Fixes installation accessories	VELCRO

## Installation Instructions

## TEST YOUR BAND BEFORE PURCHASE

The Booster supports two major U.S. Carriers: **verizon** and **AT&T** on Band 13 and Band 12/17, please confirm your cell phone band first.



### For iPhone

1. Dial \*3001#12345#\*, press call button
2. Click "Serving Cell Info"
3. Check "Freq Band Indicator"

\*3001#12345#\*



### For Android Phone

1. Download APP: LTE discovery
2. Choose "SIGNALS"
3. Check "EARFCN"



If the result is band 12,13 or 17, you can choose this booster.

## INSTALLATION GUIDE



### STEP 1

Search a place with strong and steady signal on housetop with your mobile phone. Fix up outdoor antenna and make sure it points to signal tower by adjusting its direction.



### STEP 2

Connect outdoor and indoor antenna with cable. Connect outdoor antenna to "BTS" port in repeater through cable.



### STEP 3

Connect indoor antenna(s) to "MOBILE" port in repeater through cable also.



### STEP 4

Plug power adaptor into AC power socket and finish installation.



# Effect Comparison




Before Installation



After Installation


## Application



 **Shenzhen Jiayi Technology Co., Ltd.**

 +86 18825260857

 18825260857@163.com

 [signals-booster.com](http://signals-booster.com)

Factory Building 407, Building B, No. 41, Lixin Road, Danzhotou Community, Nanwan Street, Longgang District,  
Shenzhen City, Guangdong Province, PR China Zip 518000