



cellular signal booster Outdoor Waterproof High Power Amplifier 5W for 2G 3G 4G Network Repeater Signal Boosting

Our Product Introduction

for more products please visit us on signals-booster.com

Basic Information

- Place of Origin: Guangdong, China
- Brand Name: JIAYI
- Model Number: JY825
- Price: \$538.00/sets 1-19 sets
- Packaging Details: Normal packing


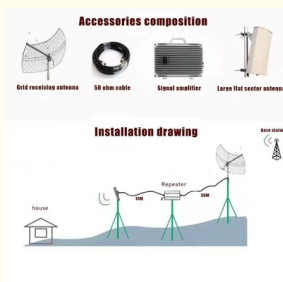


Product Specification

- Type: 4G Signal Booster
- Network: 4g, GSM, 3G
- Product Name: Mobile Signal Booster
- Frequency: 900/1800/2100MHz
- Function: Signal Extender
- Output Power: 5W
- Gain: 80-100dB
- Coverage: 3000-5000sqm
- Application: Office
- Weight: 12KG
- Size: 46*38*20CM
- Warranty: 2 Years
- Highlight: **signal booster outdoor, outdoor network booster, waterproof signal booster**



More Images



Product Description







Accessories composition



Grid receiving antenna



50 ohm cable

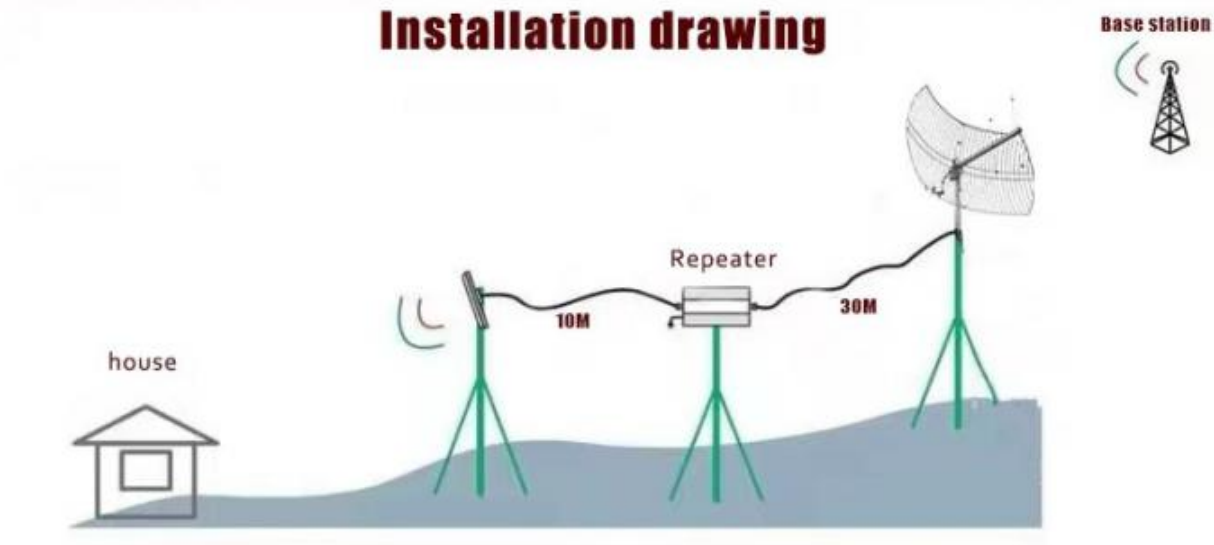


Signal amplifier



Large flat sector antenna

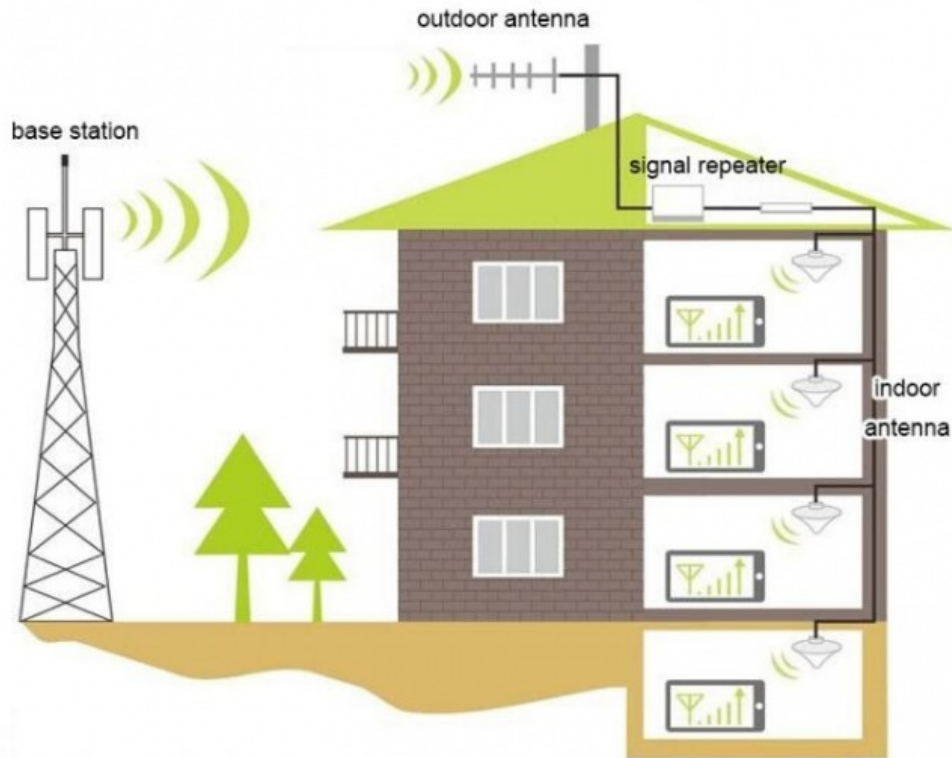
Installation drawing



Specification

item	value
Place of Origin	Guangdong China
Brand Name	JIAYI
Model Number	JY825
Gain	90-100DB
Frequency	GSM900/DCS1800/3G WCDMA
Power	5W
Package Size	460*380*200mm
Operating Temperature	-10 -60
Color	Gray
Package Weight	20kg
Coverage area	5000-10000Square Meters
Quality warranty	24month

Installation



Installation Method:

1. Find the strongest direction and position of the received signal for mobiles at the top or the periphery of the building, as the location for installing the outdoor antenna, pay attention that the location should be paid to lightning protection. The installation height should not be higher than the lightning protection network of the building. If it is higher than the lightning protection network. If it is necessary, install a lightning rod 1 meter above the outdoor antenna and ground it well.
2. After selecting the appropriate location, fix the outdoor antenna to the wall or bracket.
3. Select an appropriate location in the relevant indoor location (close to the power supply and the outdoor antenna end, rain-proof, sunshine-proof and ventilation is best location) install indoor straight machine, and fixed to the wall or bracket.
4. Lead the outdoor antenna to the 'BTS' (outdoor) interface, and the connection between the outdoor antenna and the amplifier is completed.
5. After defining the indoor antenna installation position, fix the antenna.
6. The indoor antenna connected to the amplifier, one port connecting to the indoor antenna interface, and the other port connecting to the repeater's 'MOBILE' (indoor) port.

UNIVERSAL COVERAGE

INTELLIGENT AMPLIFICATION SIGNAL, SUITABLE FOR VARIOUS PLACES,
SIGNAL INSTANT FULL GRID

...



• THE CITY



• CITIES AND TOWNS



• INTENSIVE FLOOR



• HIGH-RISE OFFICE
BUILDING



• THE BASEMENT



• VILLA




• THE MOUNTAINS




• RURAL

 **Shenzhen Jiayi Technology Co., Ltd.**

 +86 18825260857

 18825260857@163.com

 signals-booster.com

Factory Building 407, Building B, No. 41, Lixin Road, Danzhutou Community, Nanwan Street, Longgang District,
Shenzhen City, Guangdong Province, PR China Zip 518000